


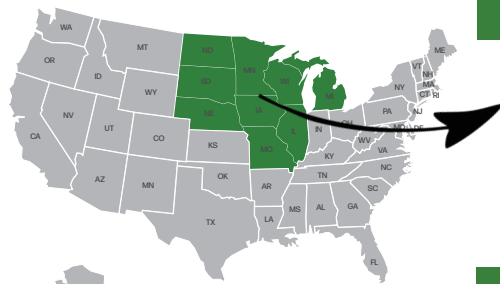


MULTI CROP USE




The only N-fixing bacteria that works from within the plant, applied in furrow OR foliar, and across crops to supplement nitrogen where and when it's needed.

BACKED BY A PERFORMANCE GUARANTEE!

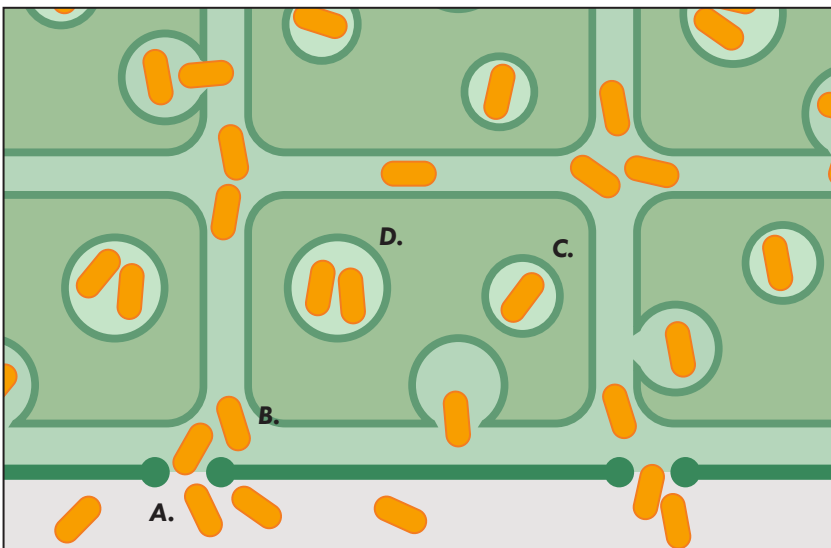


• 101 Data Points Reported  
• 3 year data from 2019 - 2021

\*\*Results may vary by location and growing conditions.\*\*



How Envita works:



- A. Envita enters the plant through the root zone (in-furrow application) or leaf stomata (foliar application)
- B. Envita bacteria works its way into the plant cell and colonies within the actual cell
- C. Envita bacteria creates small vesicles or "air pockets" within the plant cell that have the ability of capturing nitrogen from the atmosphere
- D. Envita repopulates within the cell

To learn more, visit [yieldmastersolutions.com](http://yieldmastersolutions.com)

Application Rates

In furrow: 3.2 fl. oz. per acre  
Foliar: 3.2 fl. oz. per acre

In Furrow Starter Fertilizer Tank Mix Directions:

Compatible with most starter fertilizers. Always perform jar test to confirm mixture compatibility. For best results follow product mixing protocol listed below:

STEP 1:

Load starter fertilizer into application tank

STEP 2:

Load 1 - 2.5 gallons of water per acre into application tank. Low salt fertilizers require less water, while higher salt fertilizers such as 10-34-0 require higher levels of water to buffer the salt's impact on the bacteria.

STEP 3:

Load 3.2 ounces (1 gallon treats 40 acres) of Envita into the fertilizer/water mixture in the application tank.

**DO NOT ADD ENVITA DIRECTLY INTO FERTILIZER BEFORE ADDING WATER.**

\*The amount of time Envita is mixed with fertilizer in a tank is critical to the success of the product. For best results apply mixture of fertilizer, water, and Envita within 6-8 hours.

Foliar Application Directions:

- Envita is compatible with most herbicides, insecticides, and fungicides. Perform a jar test to confirm compatibility.
- If possible avoid mixing with Group 4 herbicides, however Performance Guarantee will still apply if used with Group 4 herbicides.
- Apply Envita between the V2-V6 stage in corn & V2-V4 stage in soybeans.
- Apply Envita with 15-20 gallons per acre of water for best results.
- Use a non-ionic surfactant for best results.
- Follow best spraying practices: Avoid heavy dews, extreme heat & humidity, etc.

**CAUTION: SHOULD NOT USE IN COMBINATION WITH UREA PRODUCTS. DO NOT APPLY FOLIAR WITH 28% OR 32% UAN.**

Storage and Use:

**DO NOT FREEZE.** Store between 39° and 76° F out of the sun. Do not open until ready to use. Shake container well before using. Keep jugs upright. This fluid contains living organisms, so be mindful that it may have an odor and is perishable.

